
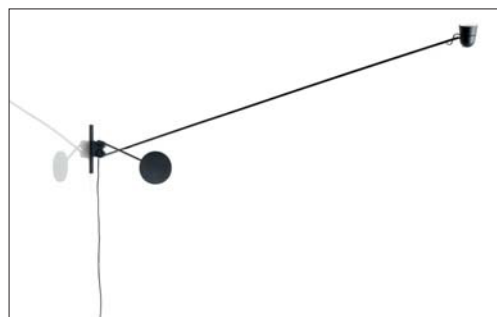
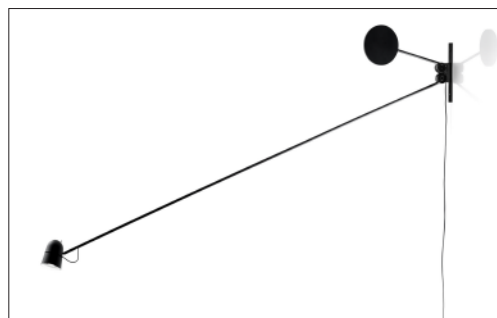


# COUNTERBALANCE

design Daniel Rybakken

**LUCE  
PLAN**

- Type: Wall
- Light source: LED 16W 2700K<sup>(1)</sup> CRI 90 598 lm  
step dimmer (0%/50%/100%)
- Product use: Indoor
- Materials: Head in aluminium, stem and counterweight in steel
- Colors: Black
- Description: An object that seems to defy the laws of physics. Oriented at will in space, the essential counterbalance led lamp evokes – with its variable posture – the dynamic equilibrium of a sculptural mobile equipped with a fluid balancing system using gear wheels. The counterweight compensates for the movements of the long arm and ensures the stability of the diffuser. The lamp is made in black painted steel, with a vaulted aluminium top.
- Rating: 100-240 V ~ 50/60 Hz  
16W
- Marking: 
- Reference code: 1D73N0000501 black



<sup>(1)</sup>The LED lamps cannot be changed in the luminaire

